



CATALYST™
FENCE SOLUTIONS

WASHINGTON ALUMINUM VERTICAL PRIVACY

WORKS WITH:

- SHADOWBOX
- BOARD-ON-BOARD



Read all instructions prior to installing product.

Refer to manufacturers safety instructions when operating any tools.

Installation Instructions

English.....1

To register your product, please visit: CatalystFence.com.

In case of a warranty claim, call 888.549.7350.



WARNING:

- Improper installation of this product can result in personal injury. Always wear safety goggles when cutting, drilling and assembling the product.
- Incorrect installation may cause harm to the product or individual.
- Check local building codes to determine pool-safe fencing options.



NOTICE:

- DO NOT attempt to assemble the kit if parts are missing or damaged.
- DO NOT return the product to the store. For assistance or replacement parts call: **888.549.7350**

BEFORE YOU BEGIN:

Check your local zoning laws.

- Local zoning laws and Home Owners Associations may regulate the location, style and height of your fence or even require a permit signoff beforehand.
- Check local codes for frost line depth and regulations.
- Additional products and assembly may be required to meet wind code requirements. Notice of acceptance (NOA) can be found at www.miamidade.gov/building/pc-search_app.asp

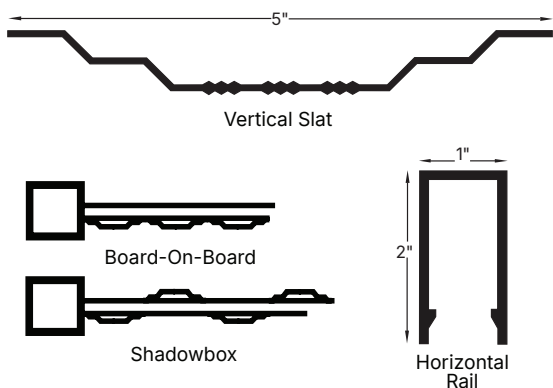
Contact your local utilities companies.

- You must have the utility companies clearly mark your property for electrical, gas or water lines to avoid puncturing any unseen underground utilities.

TOOLS/MATERIALS NEEDED:

	Measuring tape
	Large slot-head screwdriver (to activate spring in hinge)
	Rubber mallet
	Level
	Hex head drive bit

CLOSE UPS:



To obtain and review a copy of the warranty please visit CatalystFence.com.
 You may also contact us at **888.549.7350** or email info@CatalystFence.com.

1.

Before You Begin

- Make sure the fence line has been properly located by the responsible party. Never assume where the fence is to be installed.
- Before digging, make sure the fence line has been checked for underground utilities, pool equipment line, and sprinkler systems.
- Check contents of order: Make sure all the parts match the order in type, size and quantity.

2.

Preparation

- Fence should be installed 2-3 inches off of the ground to allow gates to function properly, and to allow maintenance of the grass.
- Gates are built to fit actual openings; if the packing list shows a 4' gate, the gate and hardware fits in the 4" opening.
- When digging post holes for the Highlands Fence, Catalyst recommends the hole to be 10-12 inches in diameter and wider at the bottom. Depth should be determined by local codes and/or the installer, based on soil conditions. Concrete should be 3000 psi min.

3.

Layout

- Post locations will be determined by panel widths. Panel widths may vary by project. Measure panel widths to determine the distance the posts should be set apart.

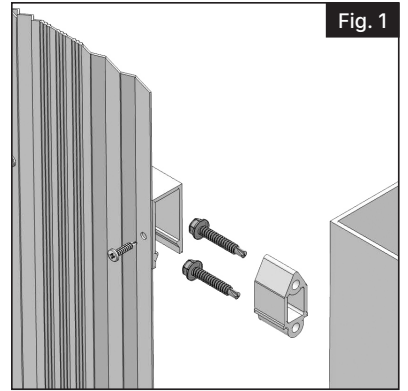
Example: *if you have a Board-On-Board panel that is 68" wide, then the posts should have 68" between them. Account for this as you dig your holes. The Highlands Fence panels are designed to be installed against the posts to provide privacy.*

- Panels can be cut to fit as needed. Cut panels should be cut to the widths of the slats to insure privacy. Slats may be cut narrower and should be screwed to the channels if this is done.

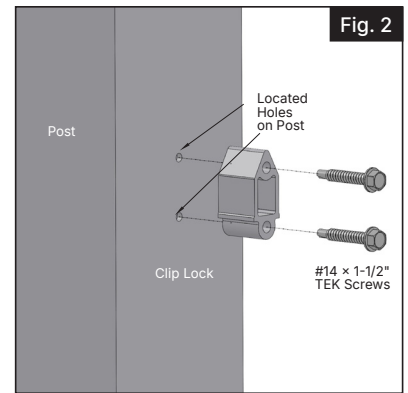
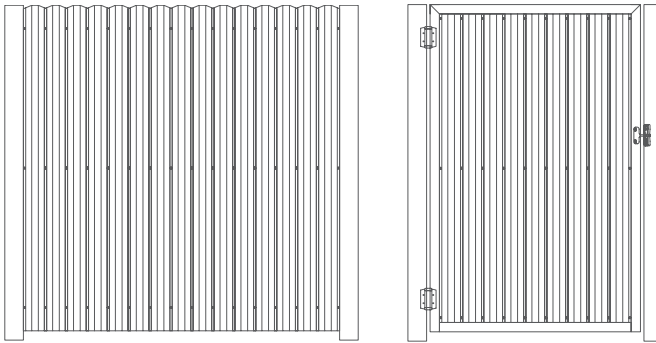
4.

Installation

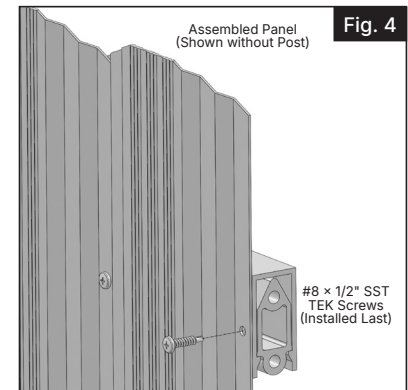
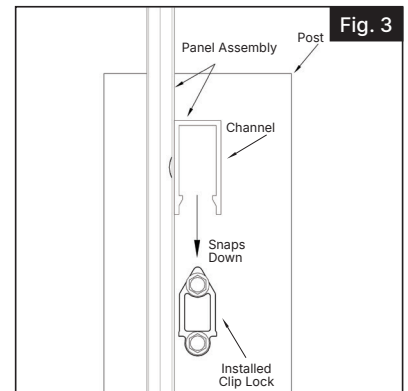
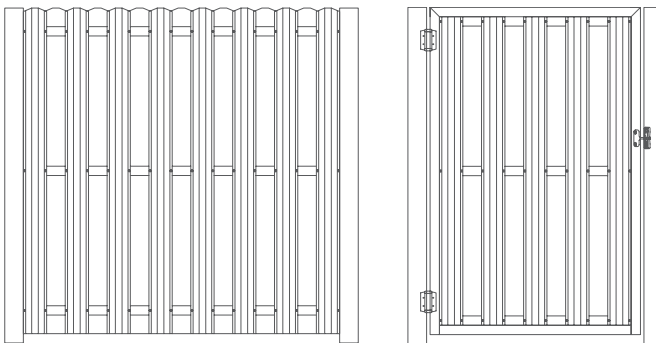
- Posts should be installed plumb using a level. Concrete should be set before the panels are installed. Posts have holes located where the "Clip Locks" are mounted. Install all Clip Locks as shown (Fig. 2). Panels are then placed between posts and the channels snap down over the Clip Locks (Fig. 3).
- Panel assembly installed on the Clip Lock (Fig. 4) as shown, will need to have a #8 × 1/2" SST TEK Screw installed after the panel is snapped on the Clip Lock (Fig. 4).
- Continue installing panels between posts until complete.



Board-On-Board Panel & Gate



Shadowbox Panel & Gate





Catalyst™ Fence Solutions
400 Perimeter Center Terrace
Suite 1000
Atlanta, GA 30346
CatalystFence.com • 888.549.7350